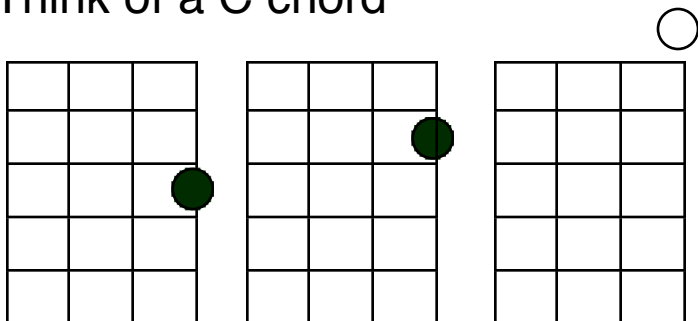
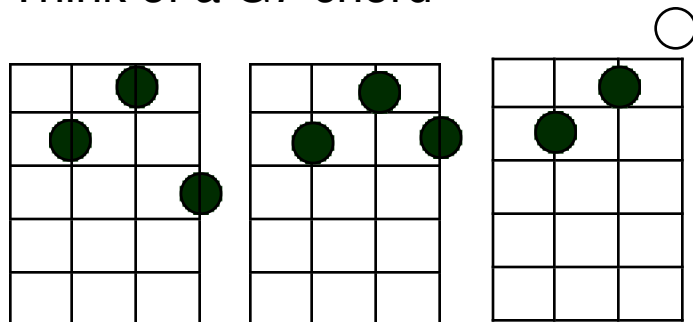


# 12th St. Rag

Think of a C chord



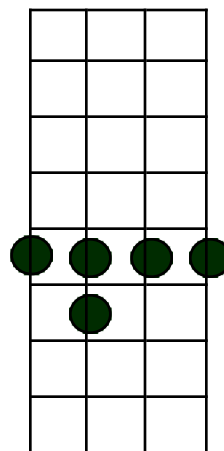
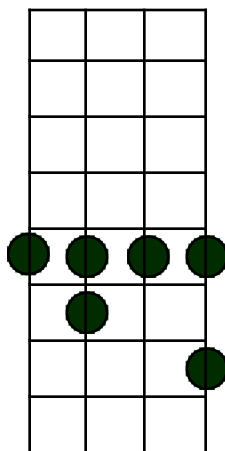
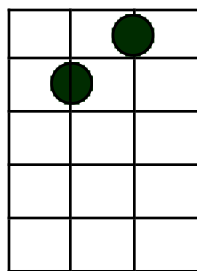
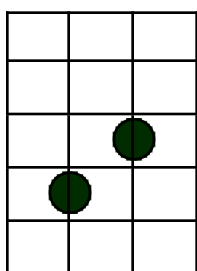
Think of a G7 chord



G7  
C  
C  
G7

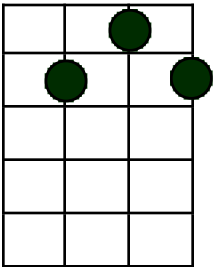
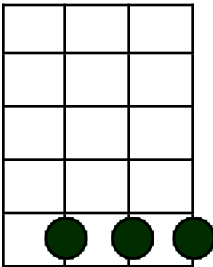
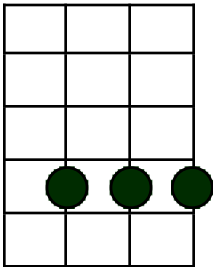
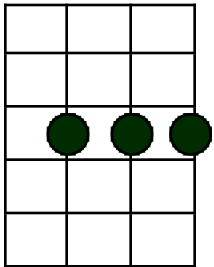
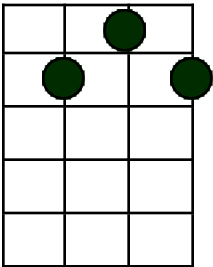
D7

D7



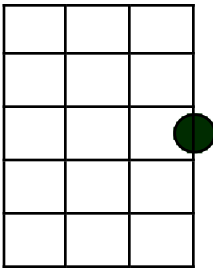
12th St. Rag page 2

G7




C  
G7  
G7  
C

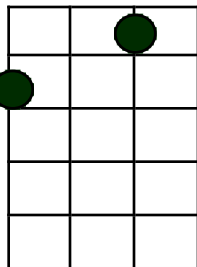
C



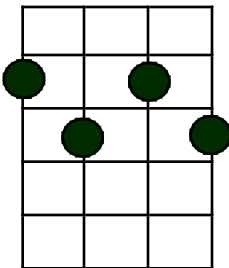
C7



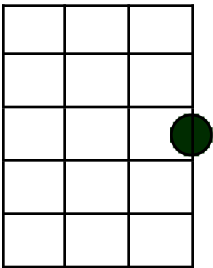
F



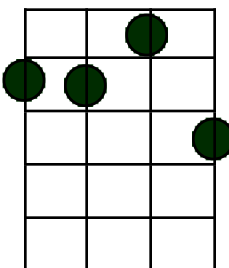
Cdim



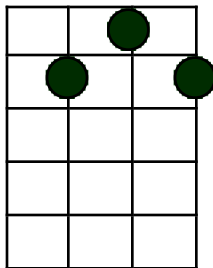
C



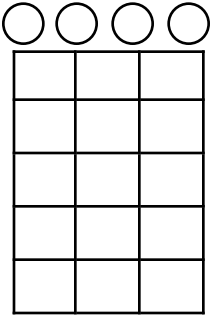
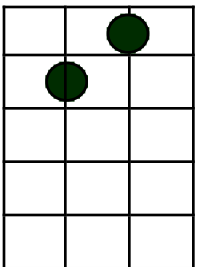
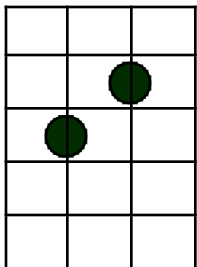
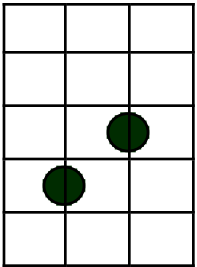
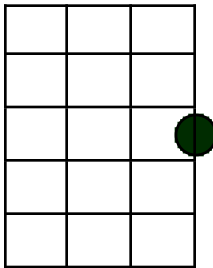
Dm7



G7



C



# Rockin' The Uke

By Roy Smeck  
Arr. Marcy Marxer

A

C B Bb

A7 A9 D7 G7

1. C G7

2. C Cdim Cdim Dm7 C

1 2 3 4

B

C Eb6 E6 F6

D7 G7 G7

Play A A B A C  
2nd time A A B A

# Rockin' The Uke p2

C

Ukulele chord diagrams for C and Cdim. The C chord is shown in four positions: 1) open strings, 2) 2nd fret, 3rd string, 3) 3rd fret, 2nd string, 4) 4th fret, 1st string. The Cdim chord is shown in one position: 1st fret, 1st and 2nd strings, 2nd fret, 3rd string, 3rd fret, 4th string.

Ukulele chord diagrams for Ddim with fingerings. The first three diagrams show open strings with frets 1, 2, and 3 on the 3rd string. The next two diagrams show Ddim with fingerings: 1) 4th fret, 1st string; 2) 4th fret, 1st string; 3) 4th fret, 1st string; 4) 4th fret, 1st string; 2) 2nd fret, 3rd string; 3) 3rd fret, 4th string.

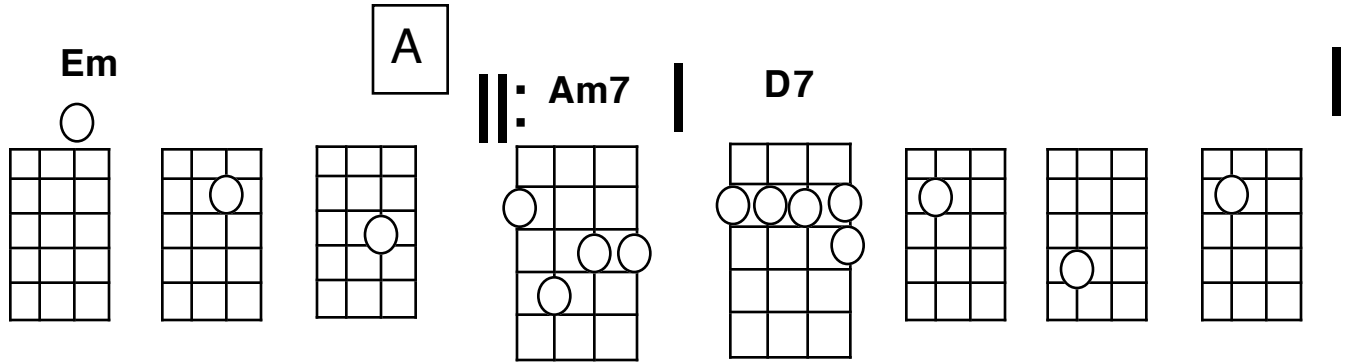
Ukulele chord diagrams for C7, C, F, and C. The first two C7 diagrams show 5th fret, 1st string; 5th fret, 1st string; 5th fret, 1st string; 5th fret, 1st string; 2nd fret, 3rd string; 3rd fret, 4th string. The C diagram shows 3rd fret, 2nd string. The F diagram shows 1st fret, 1st string; 2nd fret, 3rd string. The final C diagram shows 3rd fret, 4th string.

Ukulele chord diagram for F: 1st fret, 1st string; 2nd fret, 3rd string. This is followed by a repeat sign (two vertical bars with a colon between them).

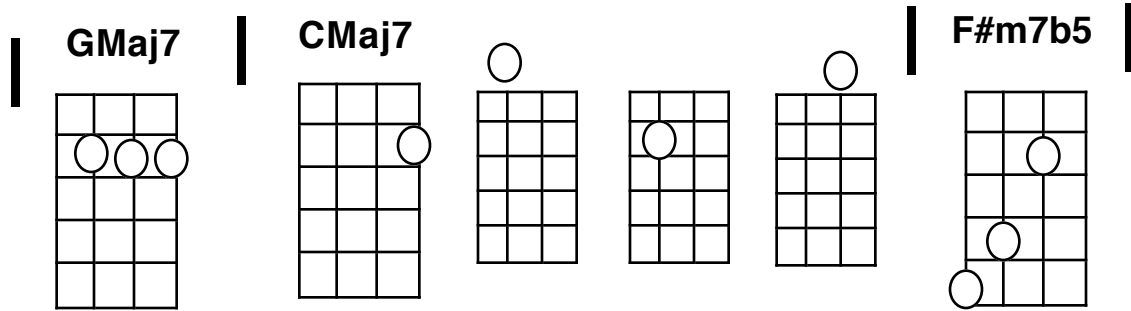
# Autumn Leaves

By Johnny Mercer  
Arranged for ukulele by Marcy Marxer

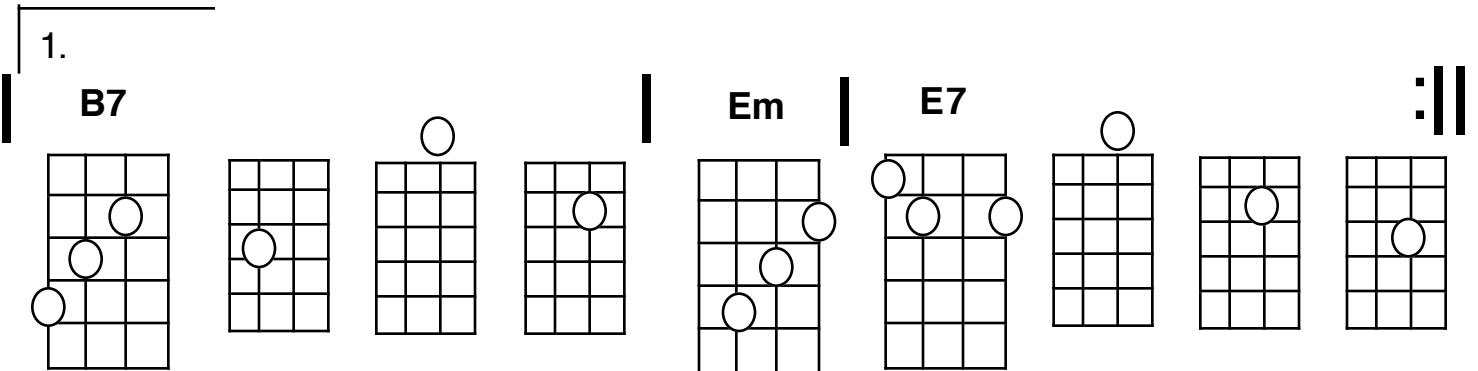
**Em** A **Am7** **D7**



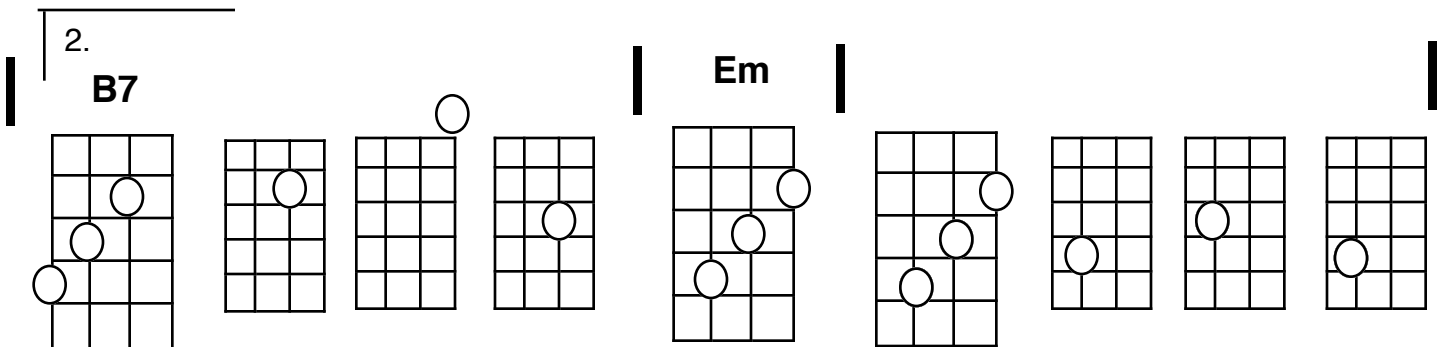
**GMaj7** **CMaj7** **F#m7b5**



1. **B7** **Em** **E7** **:**



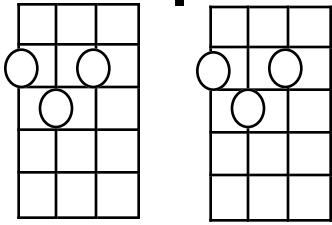
2. **B7** **Em**



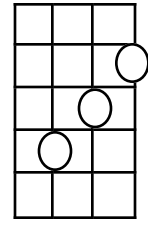
B

# Autumn Leaves page 2

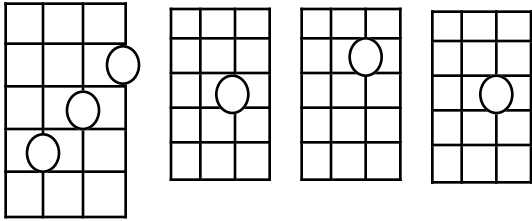
**B7b9**



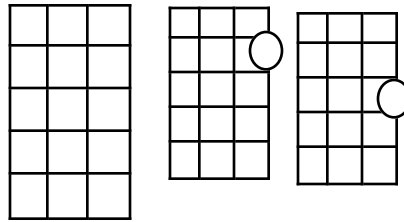
**Em**



**Em**

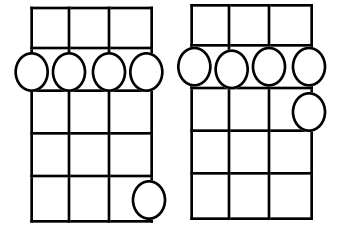


**Am7**

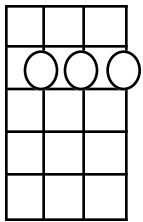


**D**

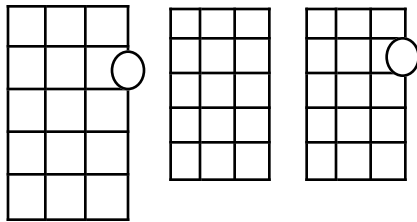
**D7**



**GMaj7**

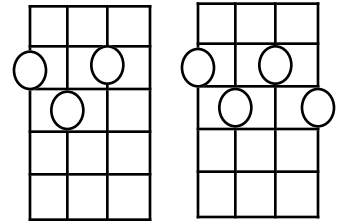
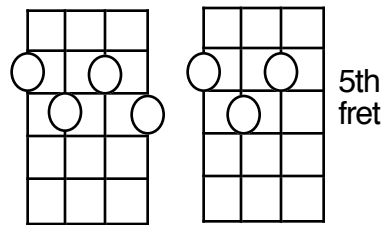


**CMaj7**

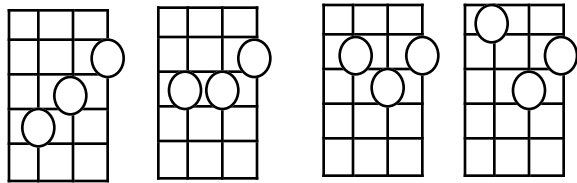


**B7b9**

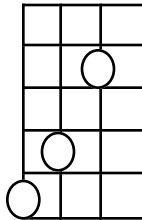
x



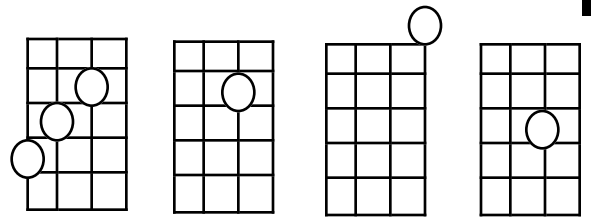
**Em**



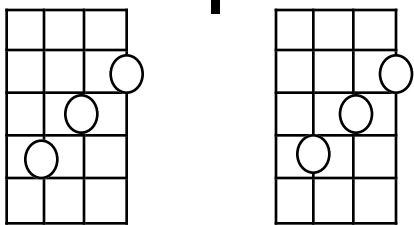
**F#m7b5**



**B7b9**

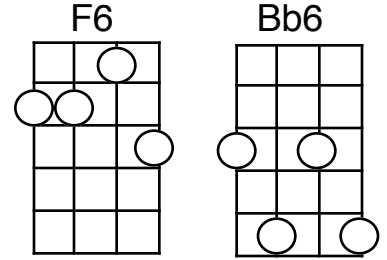


**Em**

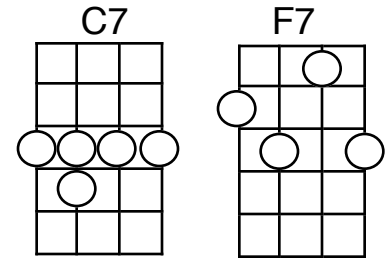


**"L-O-V-E"**

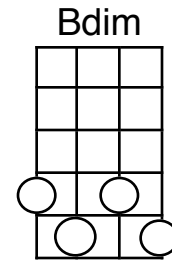
F6                                 Bb6     C7  
L is for the way you look at me  
Bb6   C7                         F6  
O is for the only one I see  
F7                                 Bb6  
V is very, very extraordinary  
G7                                 C7  
E is even more than anyone that you adore can



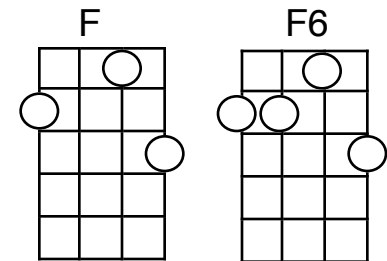
F6                                 Bb6                 C7  
Love is all that I can give to you  
   F6  
Love is more than just a game for two  
F7



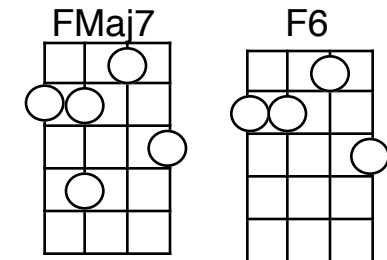
Two in love can make it  
Bb6                                 Bdim  
Take my heart and please don't break it  
F6                 Bb6     C7     F6  
Love was made for me and you



L is for the way you look at me  
O is for the only one I see  
V is very, very extraordinary  
E is even more than anyone that you adore can



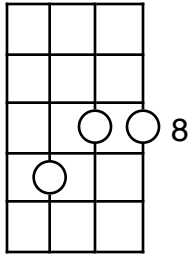
Love is all that I can give to you  
Love is more than just a game for two  
Two in love can make it  
Take my heart and please don't break it  
Love was made for me and you  
Love was made for me and you  
Love was made for me and you



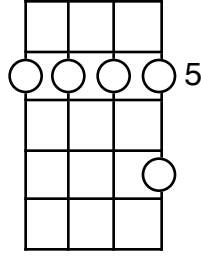
# LOVE

## Marxer - Chorded Melody

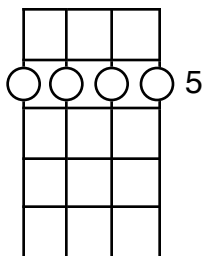
Name the chords and shade in the main melody notes.



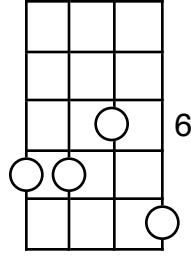
LOVE



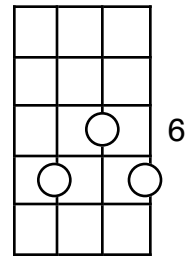
is all



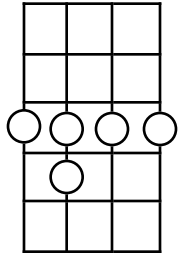
that I can



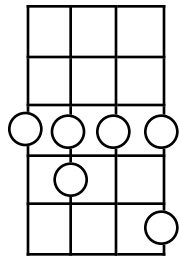
give



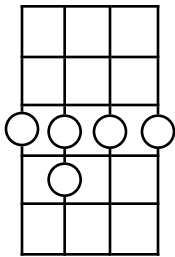
to you. LOVE



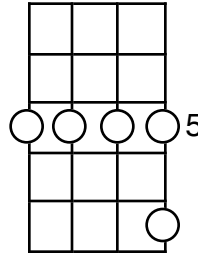
is



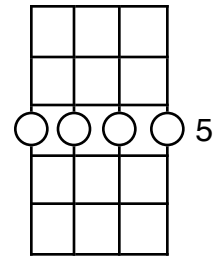
more



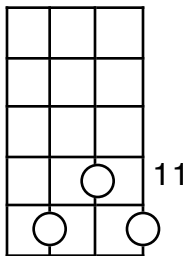
than just a



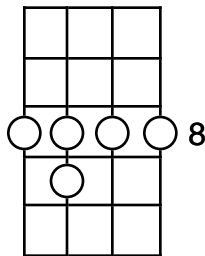
game



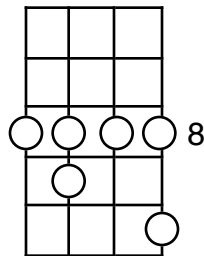
for two



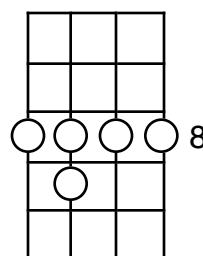
Two



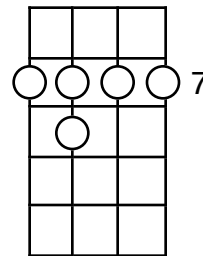
in



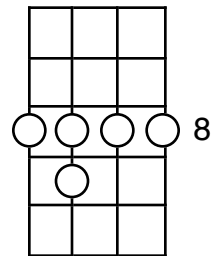
love



can



make

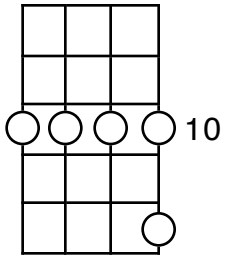


it

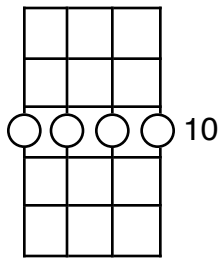


# LOVE

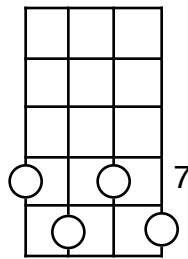
Marxer - Chorded Melody



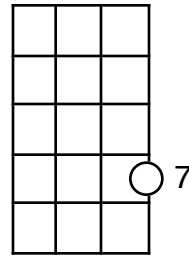
Take



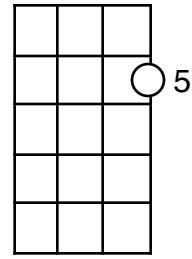
my heart and



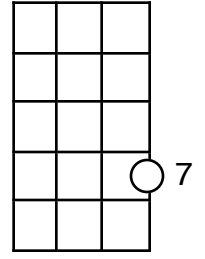
please



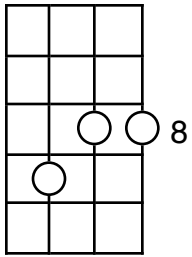
don't



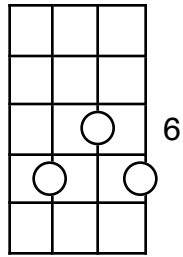
break



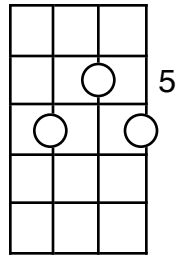
it



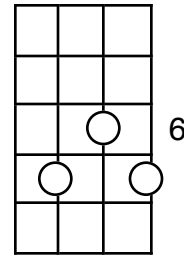
LOVE was



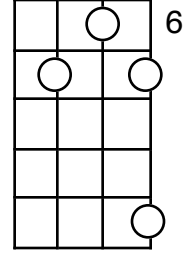
made



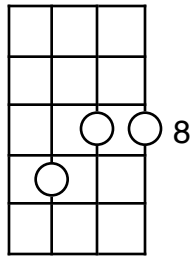
for



me



and



you